

Do you know your browser?

Koen De Hondt

koen@all-objects-all-the-time.st

ESUG'23 — Lyon, France

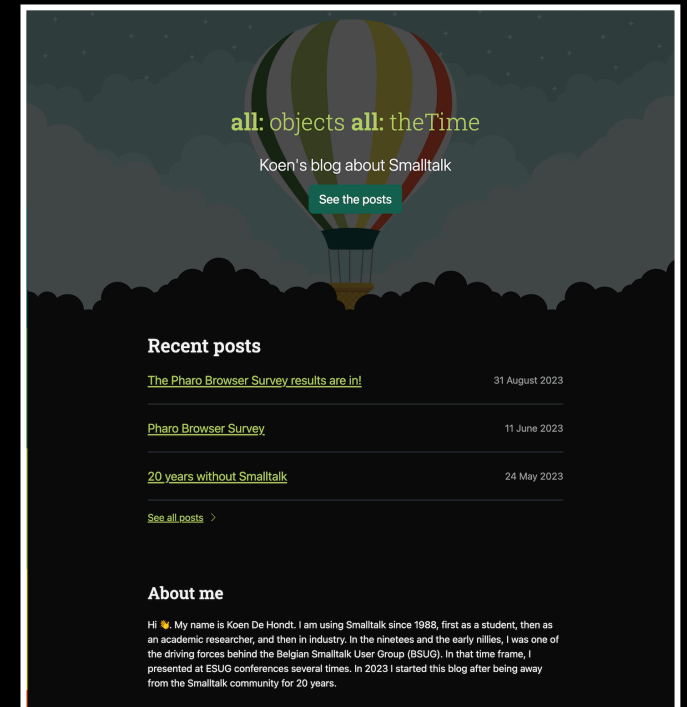
Objectives

- Present the results of a survey on the Pharo browser
- Let you take away at least one browser feature that you did not know

About me



<https://yesplan.be>

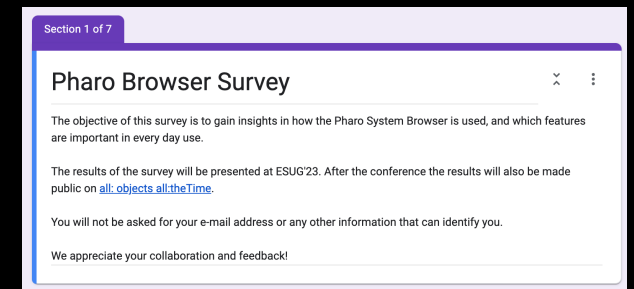


<https://all-objects-all-the-time.st>

Pharo Browser Survey



Used with permission from  TUPLE



✨ Pharo tip of the week ✨

When you want to remove the character before the insertion point, you use the Backspace key.

Did you know that you can press Shift-Backspace to remove the whole word before the insertion point?

- ✅ to say that you knew this feature
- ❌ to say that you did not know this feature

Control-Backspace
since Pharo 11

Pharo Browser Survey

63

respondents between 26 May and 3 August 2023

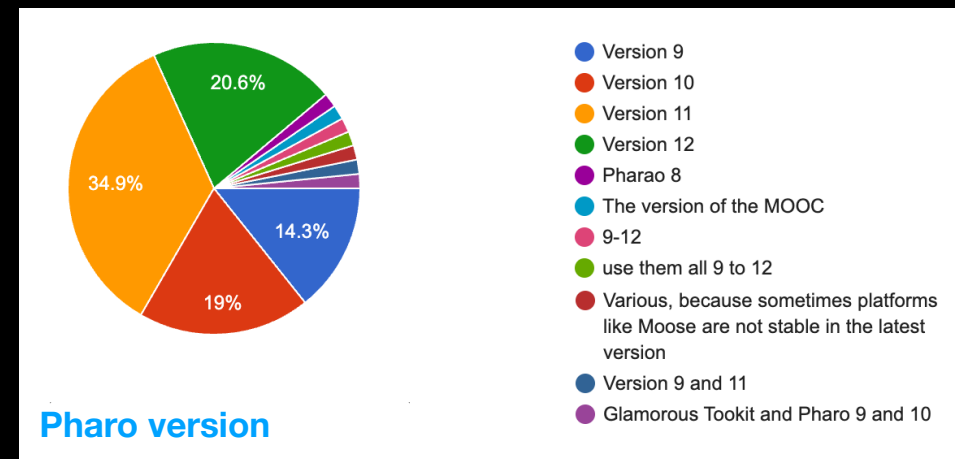
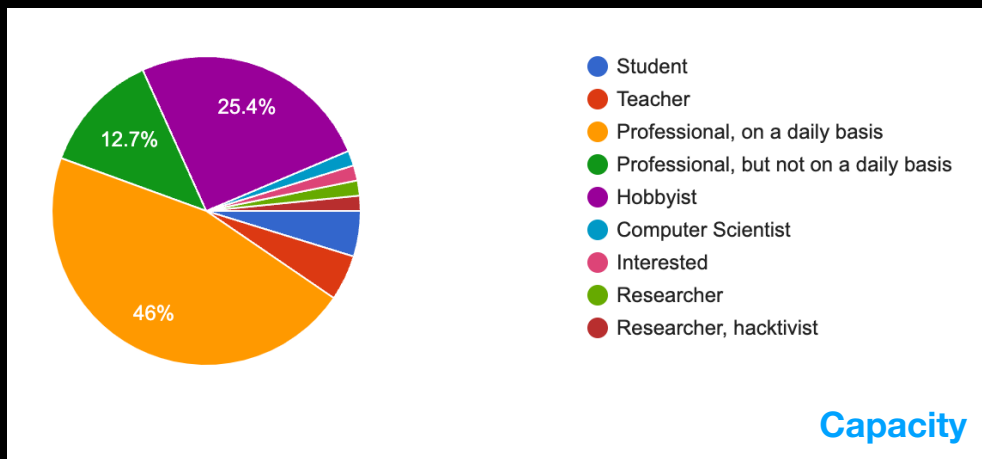
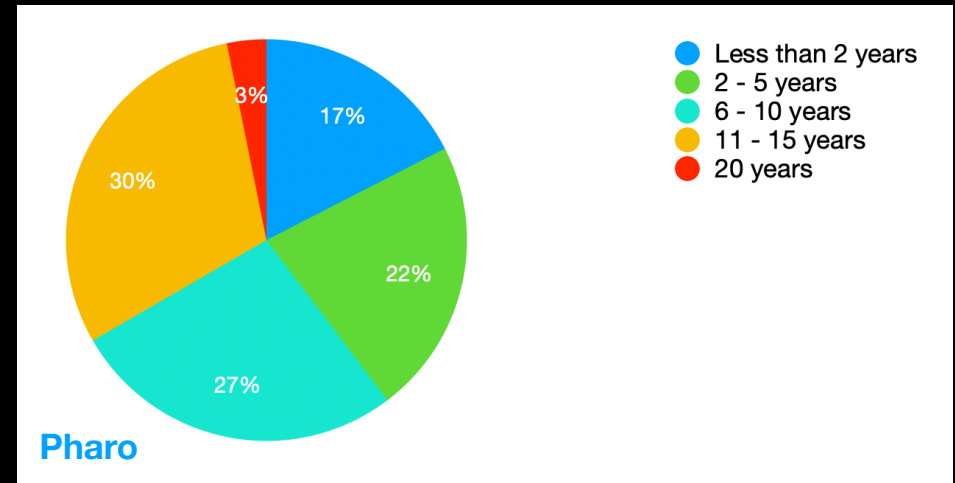
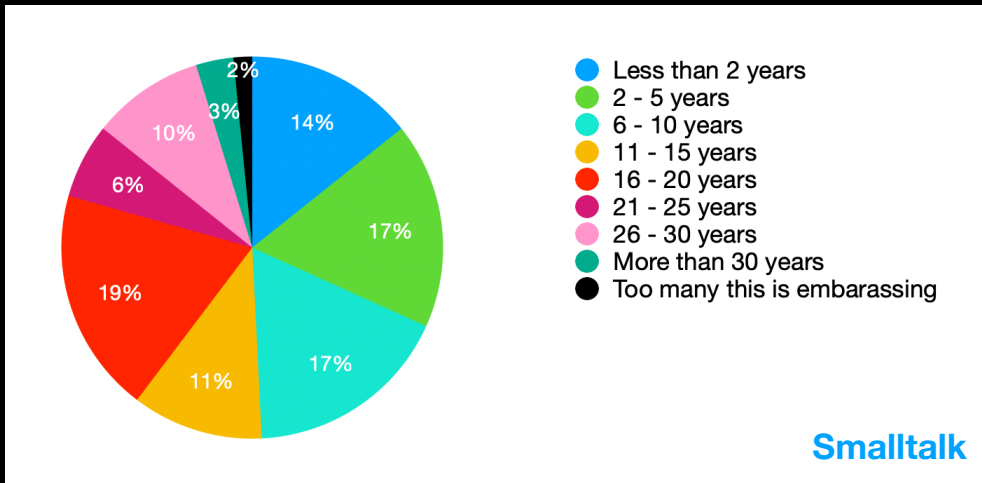
33

questions

Would you like automatic formatting of the source code on save? *

- Yes
- No
- Other...

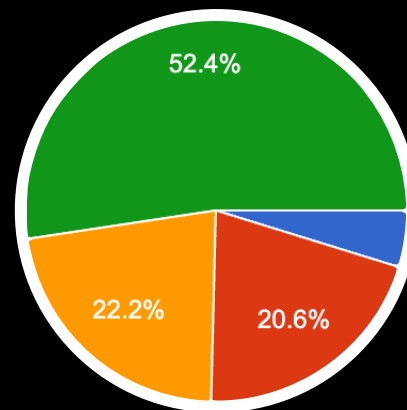
About the respondents



Do you use the info indicated in red?

```
Dictionary x ? Comment x at:at:ifAbsentPut x + Inst. side methc x
1 at: firstKey at: secondKey ifAbsentPut: aZeroArgBlock
2 "Return the object stored in the second dictionary at secondKey. The second dictionary is accessed
  via the key firstKey. If firstKey is not defined, set a new dictionary for the second key and set the
  value of aZeroArgBlock execution. If firstKey is defined and not second key set the value of
  aZeroArgBlock execution. See NestedDictionaryTest for examples."
3
4 | subDictionary |
5 subDictionary := self at: firstKey ifAbsentPut: [ self species new ].
6 ^ subDictionary at: secondKey ifAbsentPut: aZeroArgBlock
```

5/9 [2] nested dictionaries extension F +L W

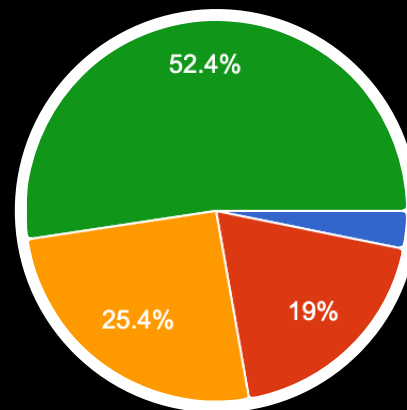


- Often
- Sometimes
- Never
- I don't know what that is for

Do you use the tool indicated by the red arrow?

```
Dictionary x ? Comment x at:at:ifAbsentPut x + Inst. side methc x
1 at: firstKey at: secondKey ifAbsentPut: aZeroArgBlock
2 "Return the object stored in the second dictionary at secondKey. The second dictionary is accessed
  via the key firstKey. If firstKey is not defined, set a new dictionary for the second key and set the
  value of aZeroArgBlock execution. If firstKey is defined and not second key set the value of
  aZeroArgBlock execution. See NestedDictionaryTest for examples."
3
4 | subDictionary |
5 subDictionary := self at: firstKey ifAbsentPut: [ self species new ].
6 ^ subDictionary at: secondKey ifAbsentPut: aZeroArgBlock
```

5/9 [2] x nested dictionaries extension F +L W

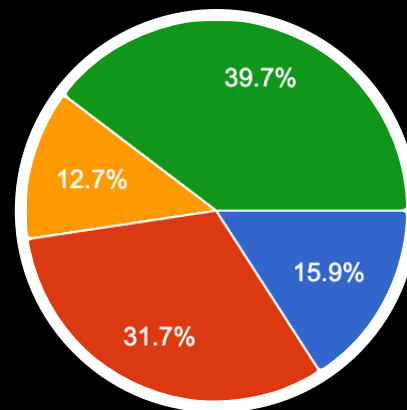


- Often
- Sometimes
- Never
- I don't know what that is for

Do you use the tool indicated by the red arrow?

```
Dictionary x ? Comment x at:at:ifAbsentPut x + Inst. side methc x
1 at: firstKey at: secondKey ifAbsentPut: aZeroArgBlock
2 "Return the object stored in the second dictionary at secondKey. The second dictionary is accessed
  via the key firstKey. If firstKey is not defined, set a new dictionary for the second key and set the
  value of aZeroArgBlock execution. If firstKey is defined and not second key set the value of
  aZeroArgBlock execution. See NestedDictionaryTest for examples."
3
4 | subDictionary |
5 subDictionary := self at: firstKey ifAbsentPut: [ self species new ].
6 ^ subDictionary at: secondKey ifAbsentPut: aZeroArgBlock
```

5/9 [2] x nested dictionaries extension F +L W

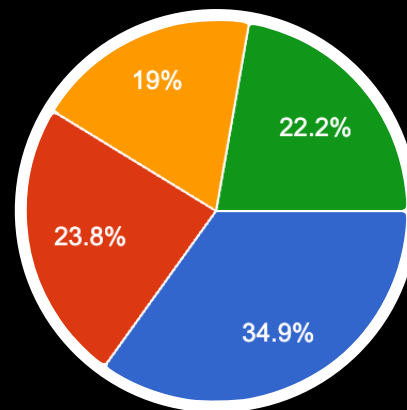


- Often
- Sometimes
- Never
- I don't know what that is for

Do you use the tool indicated by the red arrow?

```
Dictionary x ? Comment x at:at:ifAbsentPut x + Inst. side methc x
1 at: firstKey at: secondKey ifAbsentPut: aZeroArgBlock
2 "Return the object stored in the second dictionary at secondKey. The second dictionary is accessed
via the key firstKey. If firstKey is not defined, set a new dictionary for the second key and set the
value of aZeroArgBlock execution. If firstKey is defined and not second key set the value of
aZeroArgBlock execution. See NestedDictionaryTest for examples."
3
4 | subDictionary |
5 subDictionary := self at: firstKey ifAbsentPut: [ self species new ].
6 ^ subDictionary at: secondKey ifAbsentPut: aZeroArgBlock
```

5/9 [2] nested dictionaries extension F +L W

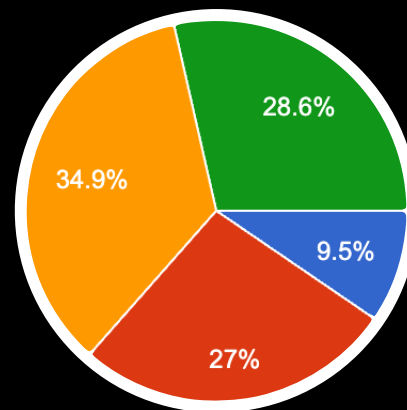


- Often
- Sometimes
- Never
- I don't know what that is for

Do you use the tool indicated by the red arrow?

```
Dictionary x ? Comment x at:at:ifAbsentPut x + Inst. side methc x
1 at: firstKey at: secondKey ifAbsentPut: aZeroArgBlock
2 "Return the object stored in the second dictionary at secondKey. The second dictionary is accessed
  via the key firstKey. If firstKey is not defined, set a new dictionary for the second key and set the
  value of aZeroArgBlock execution. If firstKey is defined and not second key set the value of
  aZeroArgBlock execution. See NestedDictionaryTest for examples."
3
4 | subDictionary |
5 subDictionary := self at: firstKey ifAbsentPut: [ self species new ].
6 ^ subDictionary at: secondKey ifAbsentPut: aZeroArgBlock
```

5/9 [2] nested dictionaries extension F +L W

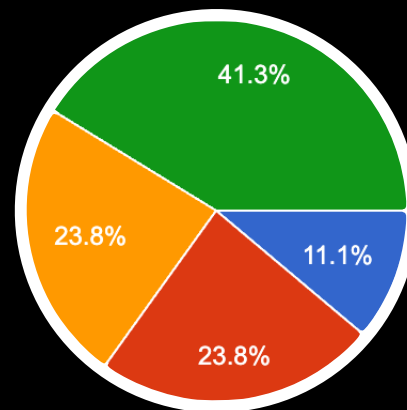


- Often
- Sometimes
- Never
- I don't know what that is for

Do you use the tool indicated by the red arrow?

```
Dictionary x ? Comment x at:at:ifAbsentPut x + Inst. side methc x
1 at: firstKey at: secondKey ifAbsentPut: aZeroArgBlock
2 "Return the object stored in the second dictionary at secondKey. The second dictionary is accessed
  via the key firstKey. If firstKey is not defined, set a new dictionary for the second key and set the
  value of aZeroArgBlock execution. If firstKey is defined and not second key set the value of
  aZeroArgBlock execution. See NestedDictionaryTest for examples."
3
4 | subDictionary |
5 subDictionary := self at: firstKey ifAbsentPut: [ self species new ].
6 ^ subDictionary at: secondKey ifAbsentPut: aZeroArgBlock
```

5/9 [2] nested dictionaries extension F +L W

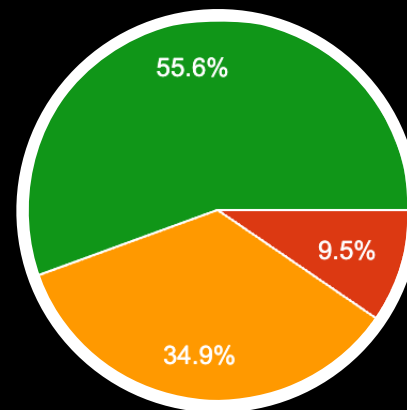


- Often
- Sometimes
- Never
- I don't know what that is for

Do you use the tool indicated by the red arrow?

```
Dictionary x ? Comment x at:at:ifAbsentPut x + Inst. side methc x
1 at: firstKey at: secondKey ifAbsentPut: aZeroArgBlock
2 "Return the object stored in the second dictionary at secondKey. The second dictionary is accessed
  via the key firstKey. If firstKey is not defined, set a new dictionary for the second key and set the
  value of aZeroArgBlock execution. If firstKey is defined and not second key set the value of
  aZeroArgBlock execution. See NestedDictionaryTest for examples."
3
4 | subDictionary |
5 subDictionary := self at: firstKey ifAbsentPut: [ self species new ].
6 ^ subDictionary at: secondKey ifAbsentPut: aZeroArgBlock
```

5/9 [2] nested dictionaries extension F +L W



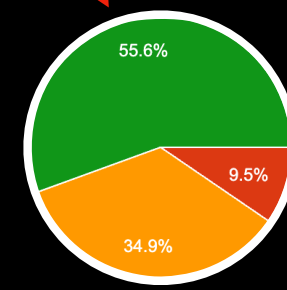
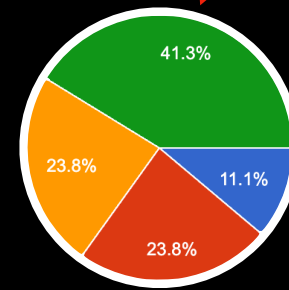
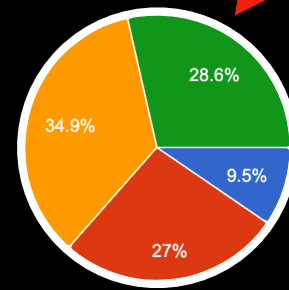
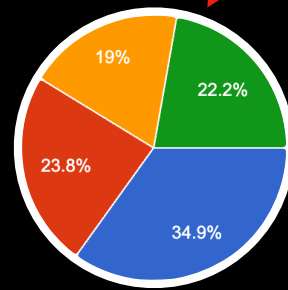
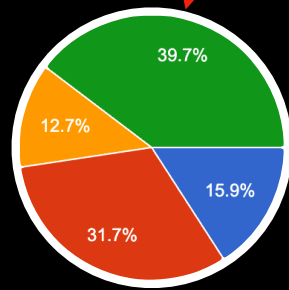
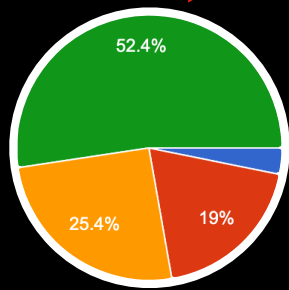
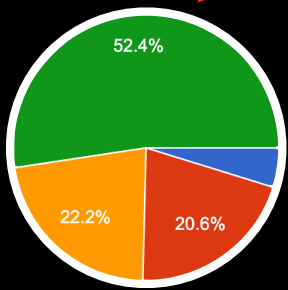
- Often
- Sometimes
- Never
- I don't know what that is for

Summary

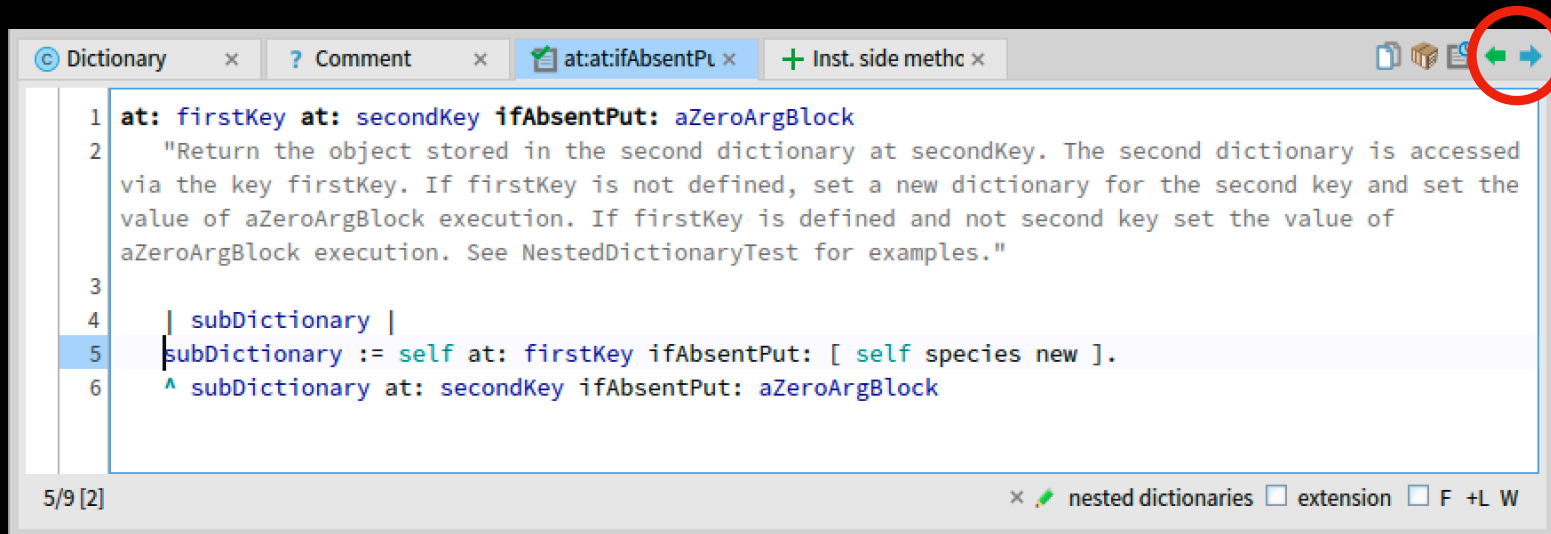
```
Dictionary x ? Comment x at:at:ifAbsentPut x + Inst. side methc x  
1 at: firstKey at: secondKey ifAbsentPut: aZeroArgBlock  
2 "Return the object stored in the second dictionary at secondKey. The second dictionary is accessed  
via the key firstKey. If firstKey is not defined, set a new dictionary for the second key and set the  
value of aZeroArgBlock execution. If firstKey is defined and not second key set the value of  
aZeroArgBlock execution. See NestedDictionaryTest for examples."  
3  
4 | subDictionary |  
5 subDictionary := self at: firstKey ifAbsentPut: [ self species new ].  
6 ^ subDictionary at: secondKey ifAbsentPut: aZeroArgBlock
```

5/9 [2] nested dictionaries extension F +L W

- Often
- Sometimes
- Never
- I don't know what that is for



Do you use the tools indicated in red?



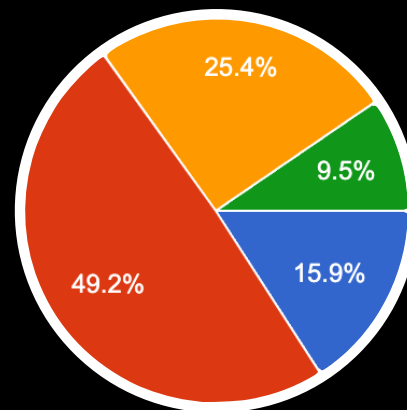
```
1 at: firstKey at: secondKey ifAbsentPut: aZeroArgBlock
2 "Return the object stored in the second dictionary at secondKey. The second dictionary is accessed
3 via the key firstKey. If firstKey is not defined, set a new dictionary for the second key and set the
4 value of aZeroArgBlock execution. If firstKey is defined and not second key set the value of
5 aZeroArgBlock execution. See NestedDictionaryTest for examples."
6
7 | subDictionary |
8 subDictionary := self at: firstKey ifAbsentPut: [ self species new ].
9 ^ subDictionary at: secondKey ifAbsentPut: aZeroArgBlock
```

5/9 [2] nested dictionaries extension F +L W



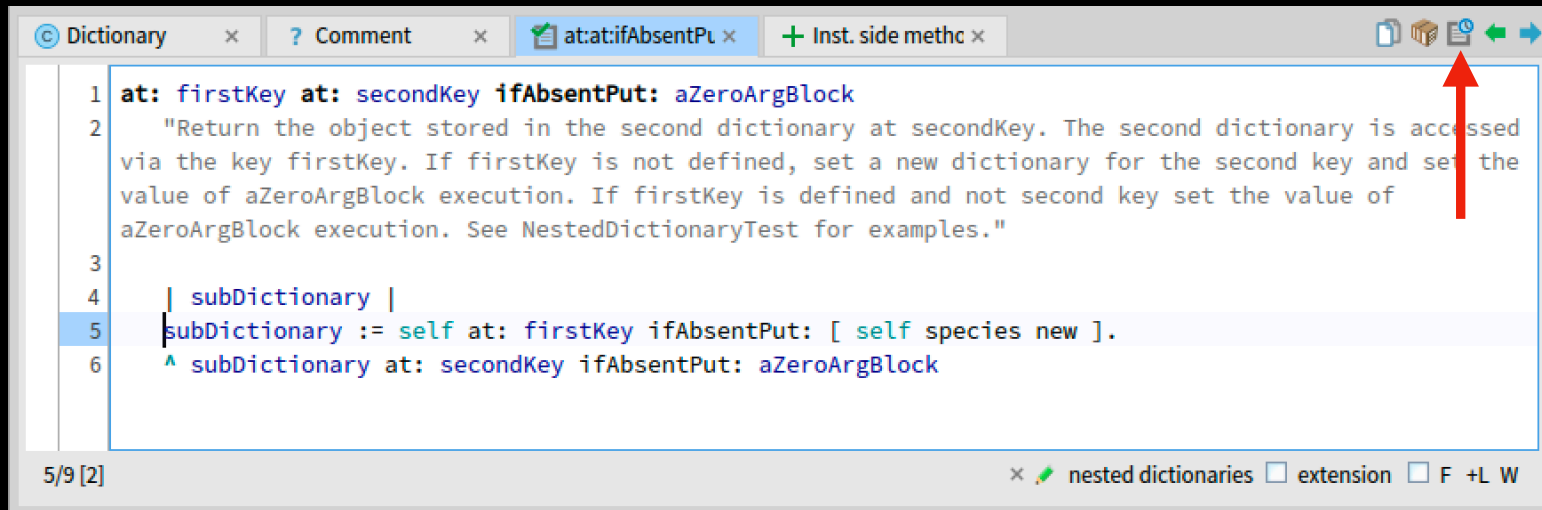
Tip

Shortcuts:
Option-Left
Option-Right



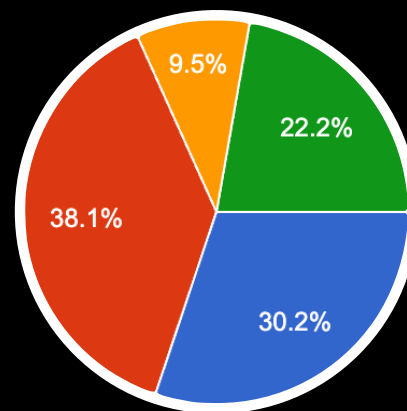
- Often
- Sometimes
- Never
- I don't know what that is for

Do you use the tool indicated by the red arrow?



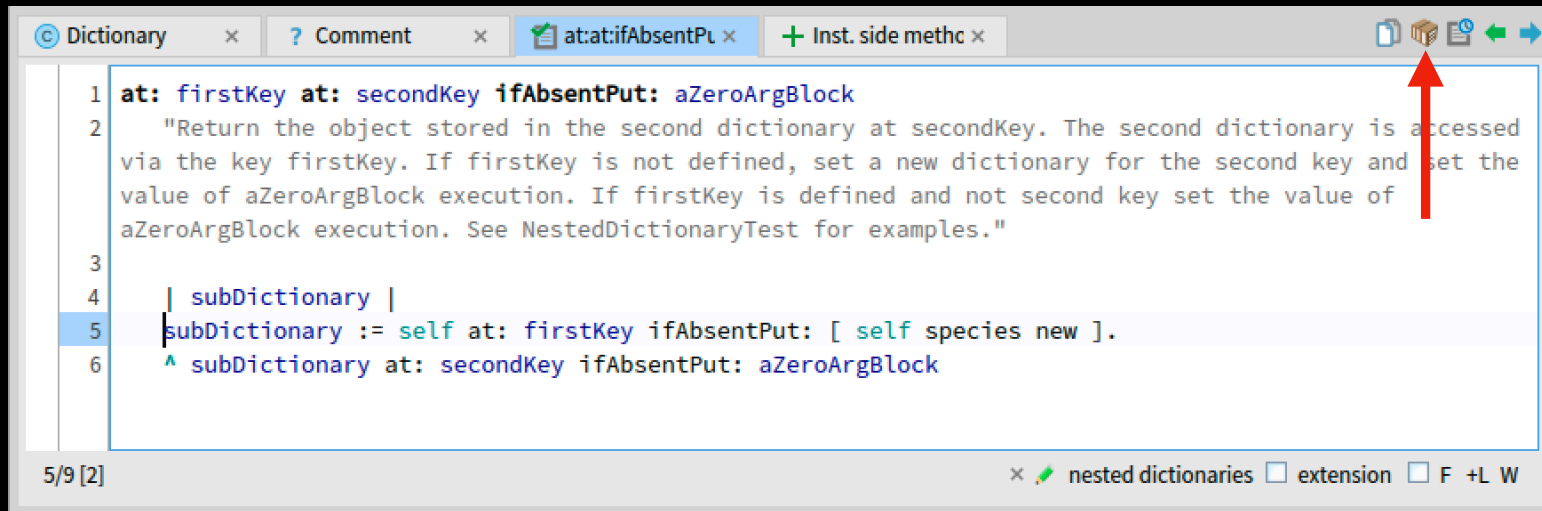
```
1 at: firstKey at: secondKey ifAbsentPut: aZeroArgBlock
2 "Return the object stored in the second dictionary at secondKey. The second dictionary is accessed
3 via the key firstKey. If firstKey is not defined, set a new dictionary for the second key and set the
4 value of aZeroArgBlock execution. If firstKey is defined and not second key set the value of
5 aZeroArgBlock execution. See NestedDictionaryTest for examples."
6
7 | subDictionary |
8 subDictionary := self at: firstKey ifAbsentPut: [ self species new ].
9 ^ subDictionary at: secondKey ifAbsentPut: aZeroArgBlock
```

5/9 [2] nested dictionaries extension F +L W



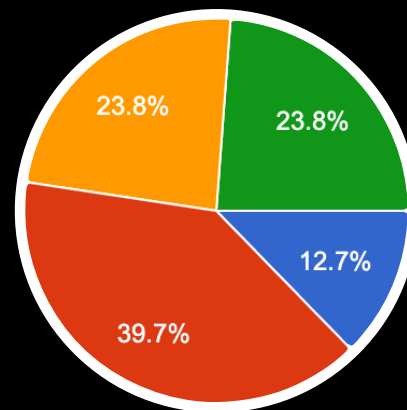
- Often
- Sometimes
- Never
- I don't know what that is for

Do you use the tool indicated by the red arrow?



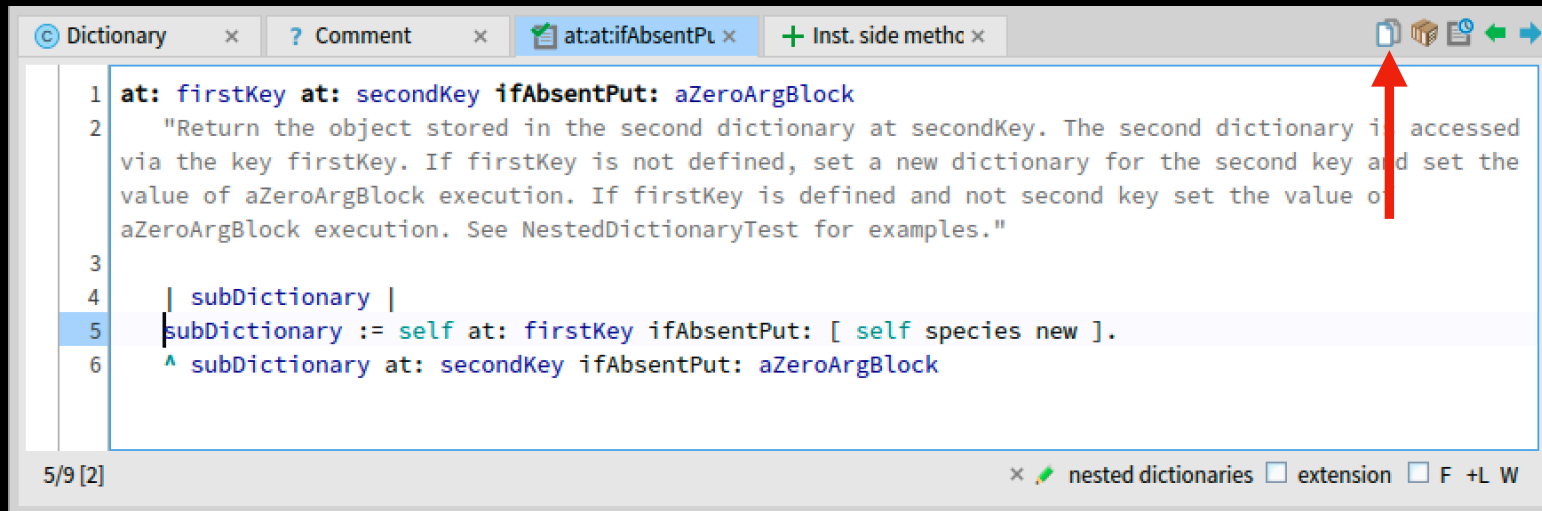
```
1 at: firstKey at: secondKey ifAbsentPut: aZeroArgBlock
2 "Return the object stored in the second dictionary at secondKey. The second dictionary is accessed
via the key firstKey. If firstKey is not defined, set a new dictionary for the second key and set the
value of aZeroArgBlock execution. If firstKey is defined and not second key set the value of
aZeroArgBlock execution. See NestedDictionaryTest for examples."
3
4 | subDictionary |
5 subDictionary := self at: firstKey ifAbsentPut: [ self species new ].
6 ^ subDictionary at: secondKey ifAbsentPut: aZeroArgBlock
```

5/9 [2] nested dictionaries extension F +L W



- Often
- Sometimes
- Never
- I don't know what that is for

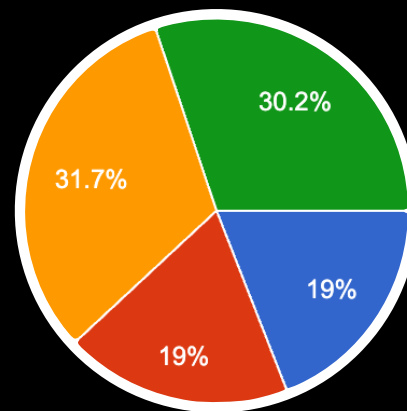
Do you use the tool indicated by the red arrow?



```
1 at: firstKey at: secondKey ifAbsentPut: aZeroArgBlock
2 "Return the object stored in the second dictionary at secondKey. The second dictionary is accessed
  via the key firstKey. If firstKey is not defined, set a new dictionary for the second key and set the
  value of aZeroArgBlock execution. If firstKey is defined and not second key set the value of
  aZeroArgBlock execution. See NestedDictionaryTest for examples."
3
4 | subDictionary |
5 subDictionary := self at: firstKey ifAbsentPut: [ self species new ].
6 ^ subDictionary at: secondKey ifAbsentPut: aZeroArgBlock
```

5/9 [2] nested dictionaries extension F +L W

Point>>#x



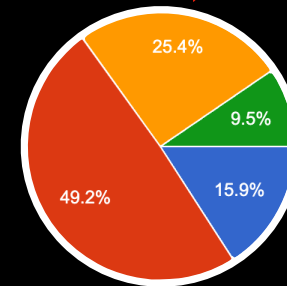
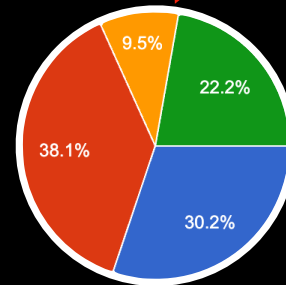
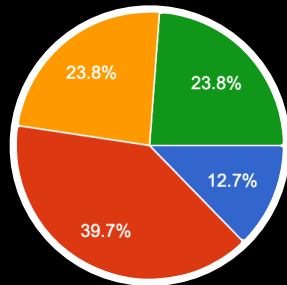
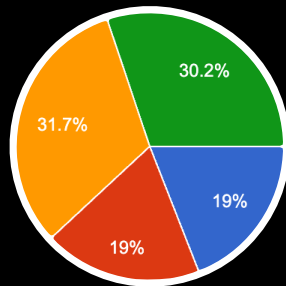
- Often
- Sometimes
- Never
- I don't know what that is for

Summary

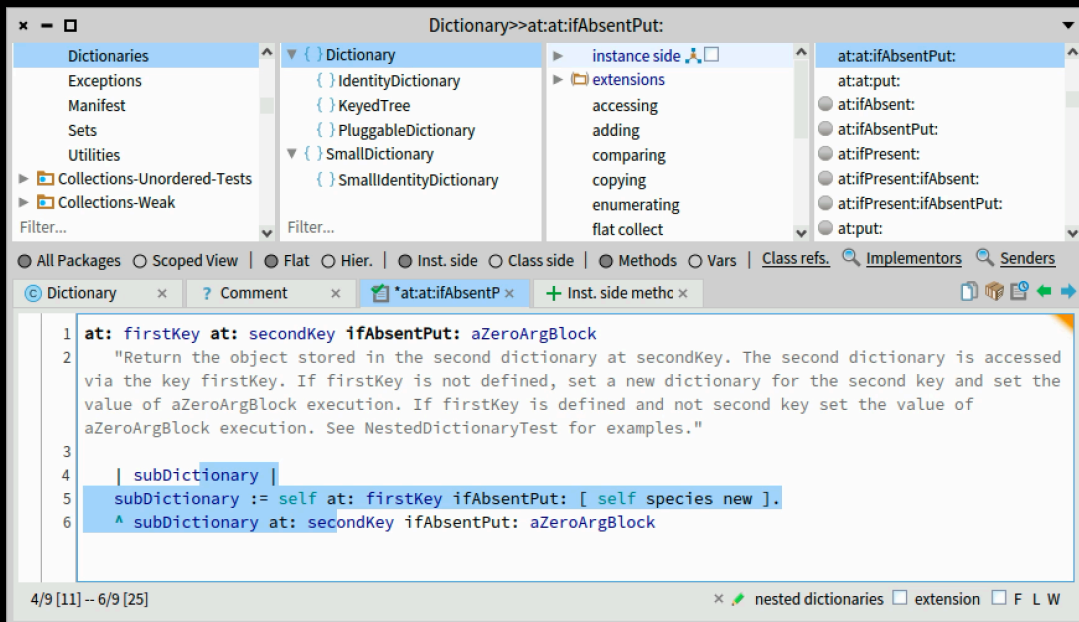
```
Dictionary x ? Comment x at:at:ifAbsentPut x + Inst. side methc x  
1 at: firstKey at: secondKey ifAbsentPut: aZeroArgBlock  
2 "Return the object stored in the second dictionary at secondKey. The second dictionary is accessed  
via the key firstKey. If firstKey is not defined, set a new dictionary for the second key and set the  
value of aZeroArgBlock execution. If firstKey is defined and not second key set the value of  
aZeroArgBlock execution. See NestedDictionaryTest for examples."  
3  
4 | subDictionary |  
5 subDictionary := self at: firstKey ifAbsentPut: [ self species new ].  
6 ^ subDictionary at: secondKey ifAbsentPut: aZeroArgBlock
```

5/9 [2] x nested dictionaries extension F + W

- Often
- Sometimes
- Never
- I don't know what that is for

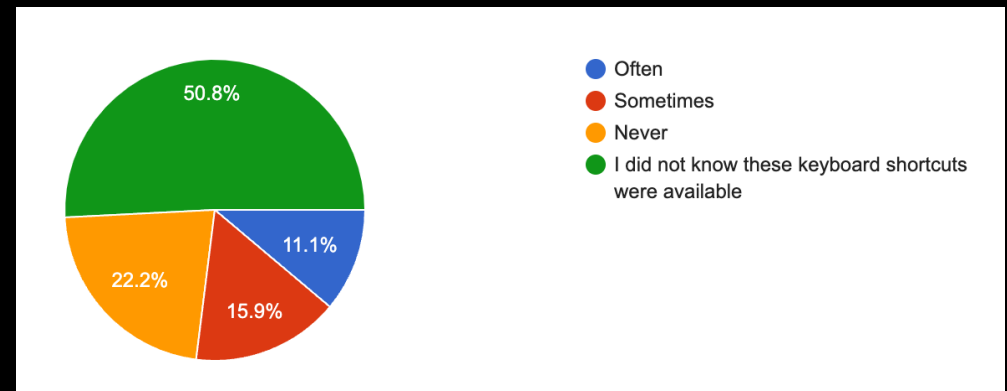


Do you use Cmd-Shift-R and Cmd-Shift-L to indent and outdent lines?



The screenshot shows an IDE window titled "Dictionary->at:ifAbsentPut:". The left sidebar displays a class hierarchy for "Dictionary", including subclasses like IdentityDictionary, KeyedTree, PluggableDictionary, SmallDictionary, and SmallIdentityDictionary. The right sidebar shows the "at:ifAbsentPut:" method with its implementation details. The main editor area contains the following code:

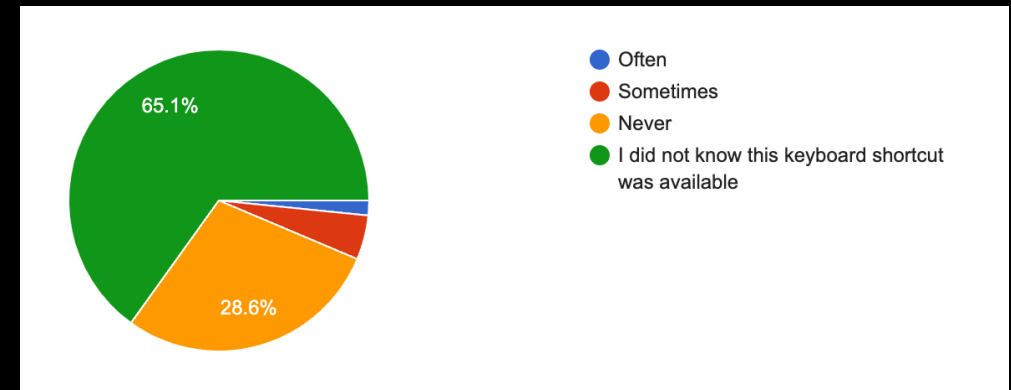
```
1 at: firstKey at: secondKey ifAbsentPut: aZeroArgBlock
2 "Return the object stored in the second dictionary at secondKey. The second dictionary is accessed
3 via the key firstKey. If firstKey is not defined, set a new dictionary for the second key and set the
4 value of aZeroArgBlock execution. If firstKey is defined and not second key set the value of
5 aZeroArgBlock execution. See NestedDictionaryTest for examples."
6
7 | subDictionary |
8 subDictionary := self at: firstKey ifAbsentPut: [ self species new ].
9 ^ subDictionary at: secondKey ifAbsentPut: aZeroArgBlock
```



Do you use Cmd-2 to widen the current selection?



The screenshot shows an IDE window titled "Dictionary>>associationsSelect:". The left sidebar shows a tree view of classes under "Dictionaries", including Dictionary, IdentityDictionary, KeyedTree, PluggableDictionary, SmallDictionary, and SmallIdentityDictionary. The right sidebar shows a list of methods for the selected class, with "associationsSelect:" highlighted. The main editor displays the implementation of the associationsSelect: method:

```
1 associationsSelect: aBlock
2 "Evaluate aBlock with each of my associations as the argument. Collect
3 into a new dictionary, only those associations for which aBlock evaluates
4 to true."
5
6 | newCollection |
7 newCollection := self species new.
8 self associationsDo:
9   [ :each |
10    (aBlock value: each) ifTrue: [ newCollection add: each ] ].
11 ^ newCollection
```



Observations (1)

Some browser tools are not used by many Pharo developers




Add use cases to the documentation?

Move them from the browser to the settings?

Observations (2)

Some keyboard shortcuts are not known by Pharo developers



Extra



Tip

Navigation power tools

Element	Command-Click	Command-Shift-Click
Message	Browse implementors	Browse senders
Class name	Browse class	Browse class references
Instance or class variable	Browse variable references	Browse variable references

Extra



Tip

Double click a method source tab to expand it in the browser
Double click again to collapse

The screenshot shows the IDE interface with the 'Point' class selected. The 'grid:' method source tab is expanded in the browser view, displaying the following code:

```
1 grid: aPoint
2 "Answer a Point to the nearest rounded grid modules specified by aPoint."
3 | newX newY |
4 newX := x + (aPoint x // 2) truncateTo: aPoint x.
5 newY := y + (aPoint y // 2) truncateTo: aPoint y.
6 ^ newX @ newY
```



The screenshot shows the IDE interface with the 'Point' class selected. The 'grid:' method source tab is collapsed in the browser view, displaying the following code:

```
1 grid: aPoint
2 "Answer a Point to the nearest rounded grid modules specified by aPoint."
3 | newX newY |
4 newX := x + (aPoint x // 2) truncateTo: aPoint x.
5 newY := y + (aPoint y // 2) truncateTo: aPoint y.
6 ^ newX @ newY
```

Extra



Tip

Command-S in browser

The screenshot illustrates the workflow in Squirrel IDE for committing changes to a branch. It is divided into three main sections:

- Left Panel:** Shows the 'Current image' window with a project tree on the left and a code editor displaying the following code:

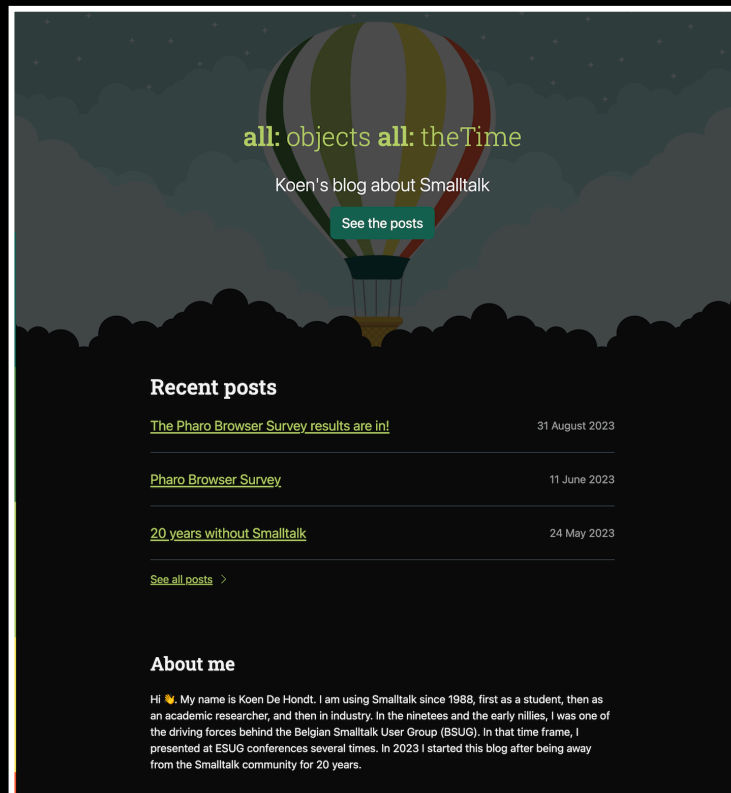
```
Object subclass: #MyClass
instanceVariableNames:
classVariableNames: ''
package: ''
```
- Center Panel:** The 'Repositories' window is open, showing a table of repositories. A blue arrow points from the code editor to this window.
- Right Panel:** The 'Commit on Yesplan branch develop' dialog is shown. A blue arrow points from the 'Repositories' window to this dialog.

Repositories Table:

Repositories	Status	Branch
Parasol	Local repository missing	Unknown
XML-XMLPullParser	Local repository missing	Unknown
pharo-sentry	Local repository missing	Unknown
Json-WebToken	Local repository missing	Unknown
Seaside	Local repository missing	Unknown
Grease	Local repository missing	Unknown
FFICHeaderExtractor	Local repository missing	Unknown
ston	Local repository missing	Unknown
zinc	Local repository missing	Unknown
zodiac	Local repository missing	Unknown
DevelopInPharoDeployInGemStone	Local repository missing	Unknown
Yesplan	Up to date	develop
PTerm	Local repository missing	Unknown

Commit Dialog: The dialog has a 'Repository' field and a 'Working Copy' field. The 'Push changes to origin/develop' checkbox is checked. At the bottom, there is a text input for 'A comment for your commit' and a 'Commit' button.

That's all for now!



All results

More on browsers

<https://all-objects-all-the-time.st>