



Tweet :) #esug18

**Welcome to this
conference!**

Tx!

Prof. Marchesi

Prof. Tonelli

Thanks for being here!

**ESUG is YOUR
conference**

Thanks Dirk N. and
Christian H.
for the sponsoring of
Nour



feenk



ZWEIDENKER



MediaGeniX



Non profit organization

Goal: Promotion of Smalltalk

Board: A. Plantec, S. Stinckwich, M. Denker, L. Fabresse, S. Ducasse, D. Cassou, J. Delgado



- A great conference
- Student volunteer program (15 in 2018)
- SummerTalk projects
- Sponsoring actions
- Sponsoring scientific articles (6 in 2017)
- Sponsoring articles about Smalltalk

SummerTalk/Projects



- Hosted of google summer code

Sponsoring Scientific Publications



- 7 international conference papers in 2017
- 6 international conference papers in 2016
- 9 international conference papers in 2015

Sponsoring Lab Visits



Tomohiro, Alvaro, Cheickhou, Abdelghani,
Lionel, Aliaksei, Mark,

Recent Sponsoring

2018 Smalltalks

2017 Smalltalks

2017 OTS keynote + lectures

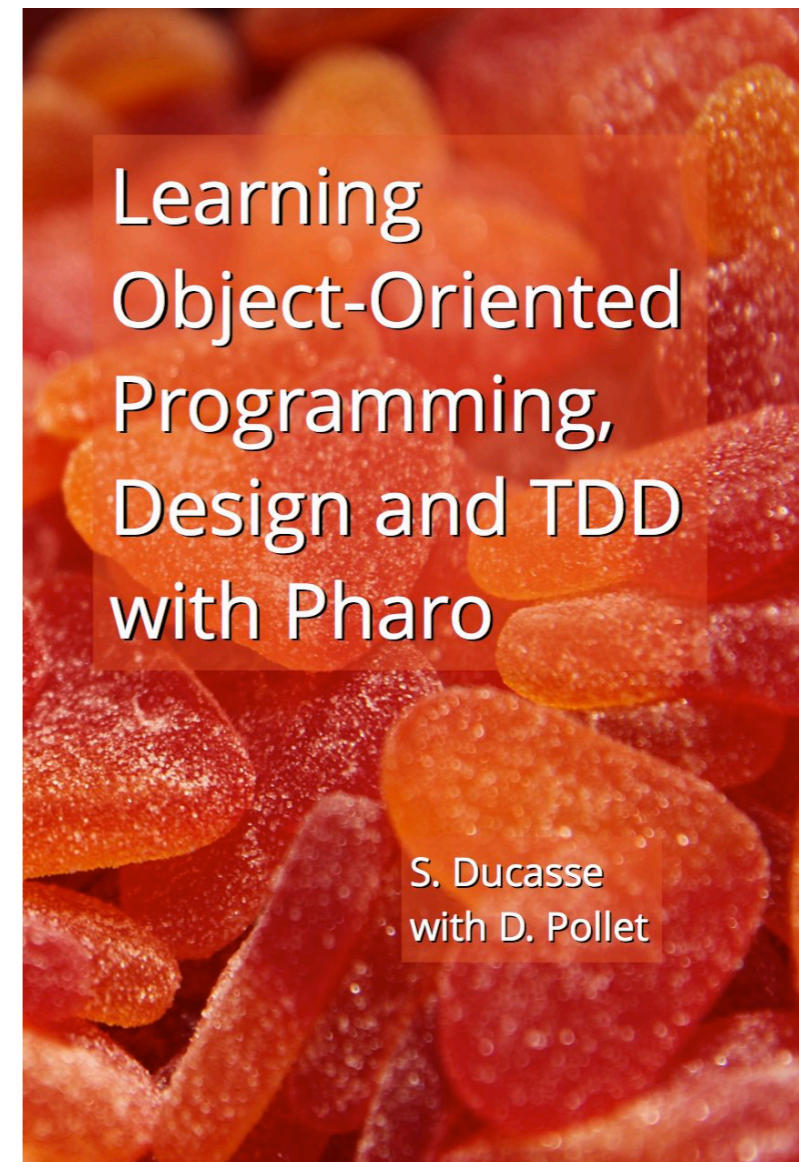
2016 Smalltalk in Bolivia

2015 Lviv Lectures

2015 Prague Lectures

Lectures in Cameroun

2018 Book



2015-2016 Books

Entreprise Pharo
Agile Visualization

Agile Visualization


Crafting a visualization requires short and incremental developments, often costly both in time and effort. Agile Visualization promotes the use of the Visual and Pharo interactive development environment to significantly reduce the creation of a visualization. Visual significantly leverages a visualization development against traditional visualization frameworks and tools.

This book focuses on the Visual visualization engine. Agile Visualization first presents the basic and necessary tools to visualize data. The development environment is subsequently described. The book then covers a domain-specific language, features to design and implement, improved and composite visualizations. Several applications are presented covering epidemiological models, geographical information, network latency and source code software analysis.

Agile Visualization covers aspects that are relevant for practitioners, business, and academics to successfully design and implement a visualization.




Alexandre Bergot is Assistant Professor and Associate at the University of Clermont-Ferrand. He is also a senior researcher at the University of Clermont-Ferrand and his research interests are in software engineering and software quality, more specifically in code profiling, testing and data visualization.



Sponsoring accessible books



- Deep into Pharo
- Dynamic Web Development with Seaside...
- Squeak by Example
- Pharo by Example
- A Mentoring Course on Smalltalk



Agile Visualization on sale!

Agile Visualization


Crafting a visualization requires short and incremental developments, often costly both in time and effort. Agile Visualization promotes the use of the Renset and Flow interactive development environment to significantly reduce the creation of a visualization. Renset significantly leverages a visualization development against traditional visualization frameworks and toolkits.

This book focuses on the Renset visualization engine. Agile Visualization first presents the basic and necessary tools to visualize data. The development environment is subsequently described. The book then covers a domain-specific language framework to design and implement expressive and compact visualizations. Several applications are presented covering epidemiological models, geographical information, network theory, and source code software analysis.

Agile Visualization covers aspects that are relevant for practitioners, business, and academics to successfully design and implement a visualization.



Alexandre Bergot is Assistant Professor and Associate at the University of Lille. Alexandre Bergot and his collaborators carry out research in software engineering and software quality, more specifically on code profiling, testing, and their visualization.



15 Student Volunteers

Free entrance

Free hosting

This is really important!

access to Smalltalk

networking

young blood



Ideas?

If you have an idea/question/suggestion to promote smalltalk, talk to us :)

ESUG 2018 Highlights

- Register to the Technology Awards!
- Register to “show us your projects”
- 12 articles to IWST!

Coffee

- Coffee ... follow the smell
 - around 10h30 to 11h
 - around 16h15 to 17h45

2017

145 participants

15 student volunteers

5 free entrance

IWST

- 12 accepted papers
- LAMRC prizes for the three best papers

Schedules

- On the doors!
- And the web :)

Tech Awards

- REGISTER! It is still possible
- Vote with “en votre âme et conscience”
- There is drinks and presentation

Show us your project

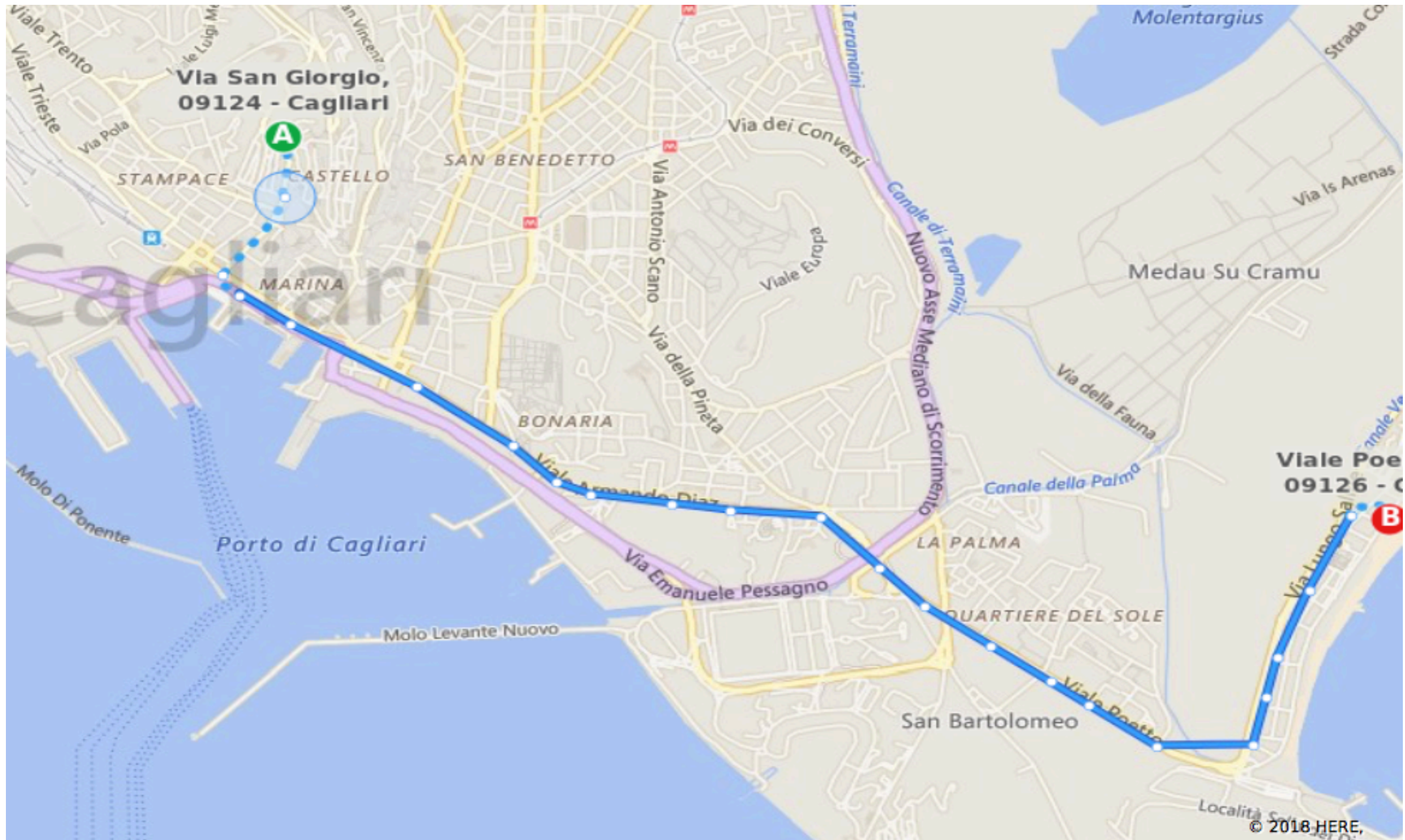
- You get 10 min of the audience to show us your cool project!
- Register to the students

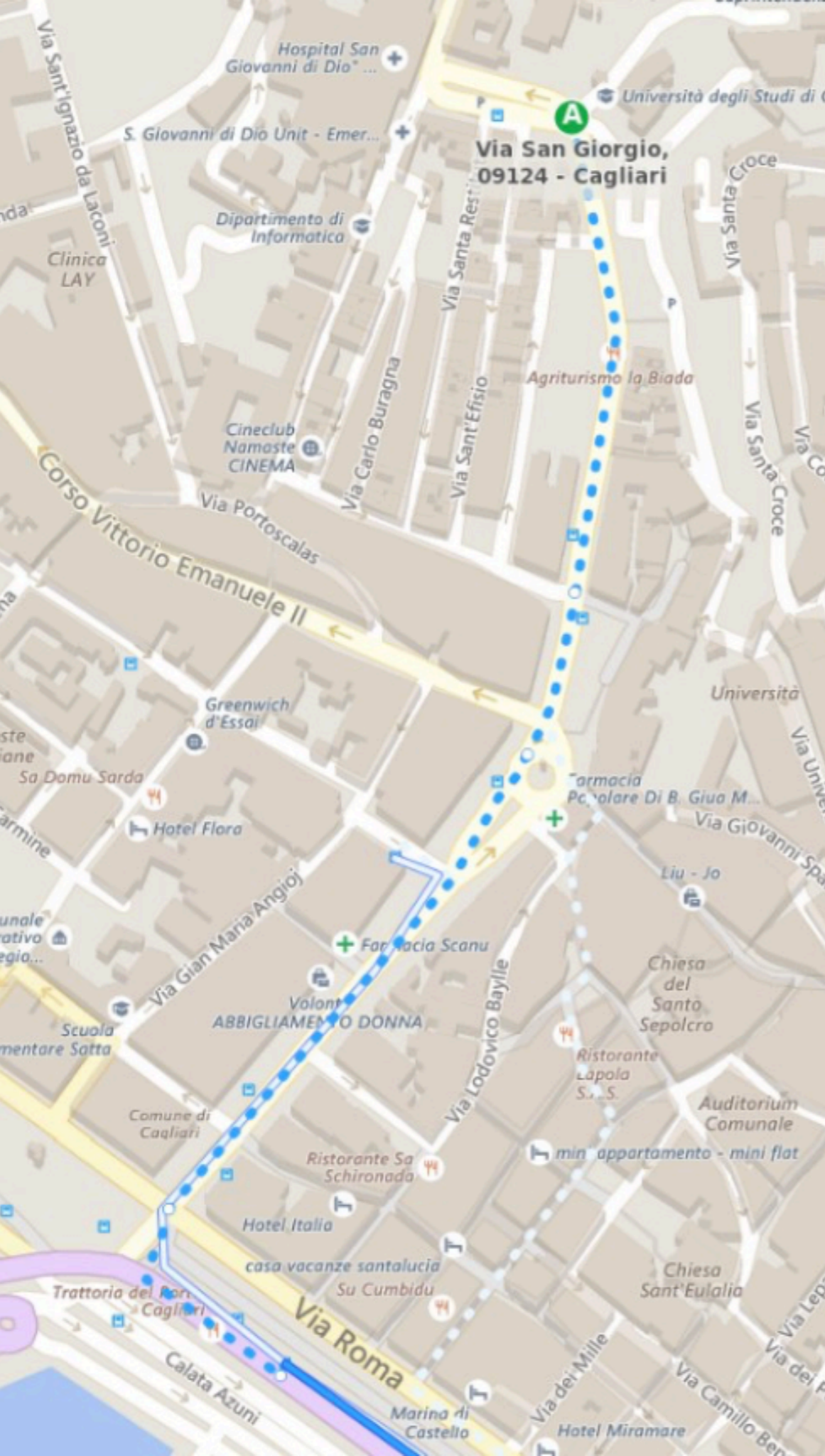
Social event dinner

At Lido



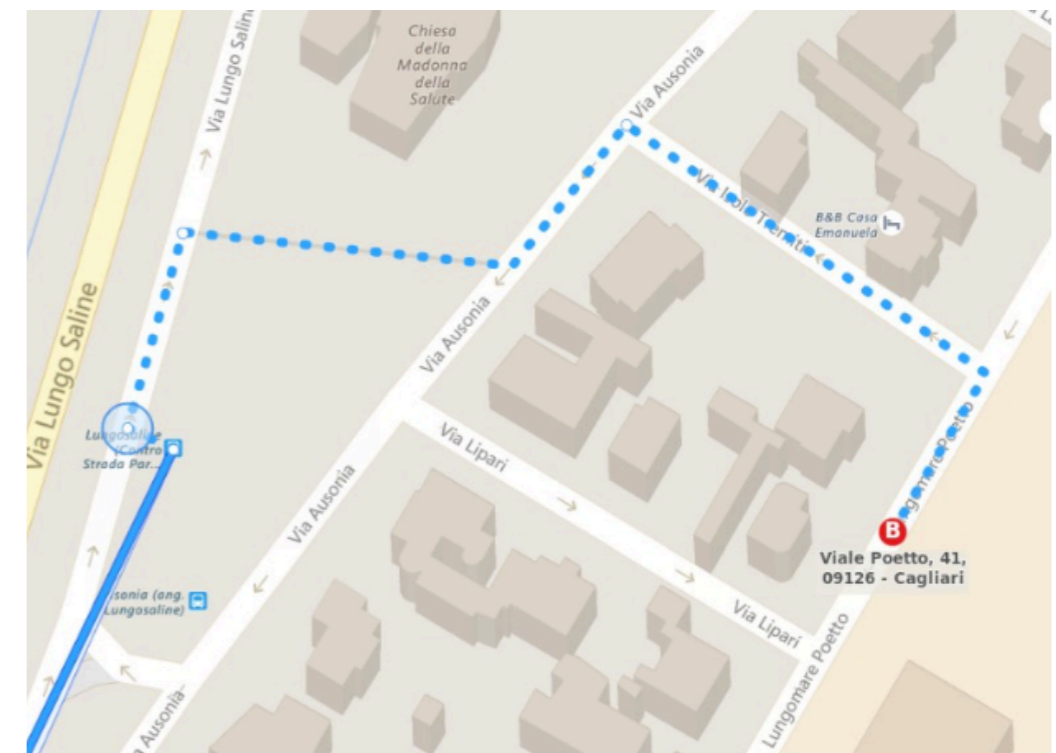
How to get there





Take Linea PQ - 4
Novembre
Station: Roma (Molo
Sanità)

Stop at:
Lungosaline (Contro
Strada Parcheggio)



Questions, problems



Ask the student
volunteers :)

Enjoy the conference

ESUG 2019?

- In Köln





feenk



ZWEIDENKER



MediaGeniX